

# What are sight words?

**Sight words** are the most common words found in text. Students should be able to read sight words **automatically** and **on demand**. Unlike phonics words, we do not ask students to sound out, segment or blend sight words. Successful readers are able to recognize these words “**on sight**.”

## Sight Word Statistics:


- \***12** Sight Words make up about **25%** of those we read and write.
- \***100** Sight Words make up about **50%** of those we read and write.
- \*About **300** Sight Words account for **75%** of those we read and write

Much like teaching phonics, sight words should be taught in a **consistent** and **sequential** way. Since sight words may not follow a specific phonetic pattern of teaching, it is important that we introduce sight words early on. For example, the word “**the**” is one of the **first sight words** introduced to a child who is just beginning to learn how to read. (It appeared 3 times in the last sentence, and one time in this sentence.) However, the word “the” includes a digraph (th) (two consonants that come together to produce a different sound when combined), and a schwa at the end. Digraphs and schwas are not introduced until much later in reading, once a child is more familiar with the more basic phonics concepts. However, in order for a child to read more fluently and confidently, the word “the” **MUST** be introduced early on. Therefore, these words need to be taught in conjunction with phonics skills in order to build **confident** and **fluent** readers.

# How do you teach sight words?

It's important to teach sight words in a variety of fun ways so that students have as many opportunities to identify sight words in and out of context. In the next page, I've outlined a list of resources that I've created to help effectively teach students sight words. The ultimate goal is to help your child master these sight words so that when they come across them in reading, they can immediately identify the words on demand.





Name: \_\_\_\_\_'s

# Pre-Primer Sight Word List

<input type="checkbox"/> a	<input type="checkbox"/> I	<input type="checkbox"/> run
<input type="checkbox"/> and	<input type="checkbox"/> in	<input type="checkbox"/> said
<input type="checkbox"/> away	<input type="checkbox"/> is	<input type="checkbox"/> see
<input type="checkbox"/> big	<input type="checkbox"/> it	<input type="checkbox"/> the
<input type="checkbox"/> blue	<input type="checkbox"/> jump	<input type="checkbox"/> three
<input type="checkbox"/> can	<input type="checkbox"/> little	<input type="checkbox"/> to
<input type="checkbox"/> come	<input type="checkbox"/> look	<input type="checkbox"/> two
<input type="checkbox"/> down	<input type="checkbox"/> make	<input type="checkbox"/> up
<input type="checkbox"/> find	<input type="checkbox"/> me	<input type="checkbox"/> we
<input type="checkbox"/> for	<input type="checkbox"/> my	<input type="checkbox"/> where
<input type="checkbox"/> funny	<input type="checkbox"/> not	<input type="checkbox"/> yellow
<input type="checkbox"/> go	<input type="checkbox"/> one	<input type="checkbox"/> you
<input type="checkbox"/> help	<input type="checkbox"/> play	
<input type="checkbox"/> here	<input type="checkbox"/> red	




Name: \_\_\_\_\_'s

# Primer Sight Word List

<input type="checkbox"/> all	<input type="checkbox"/> into	<input type="checkbox"/> that
<input type="checkbox"/> am	<input type="checkbox"/> like	<input type="checkbox"/> there
<input type="checkbox"/> are	<input type="checkbox"/> must	<input type="checkbox"/> they
<input type="checkbox"/> at	<input type="checkbox"/> new	<input type="checkbox"/> this
<input type="checkbox"/> ate	<input type="checkbox"/> no	<input type="checkbox"/> too
<input type="checkbox"/> be	<input type="checkbox"/> now	<input type="checkbox"/> under
<input type="checkbox"/> black	<input type="checkbox"/> on	<input type="checkbox"/> want
<input type="checkbox"/> brown	<input type="checkbox"/> our	<input type="checkbox"/> was
<input type="checkbox"/> but	<input type="checkbox"/> out	<input type="checkbox"/> well
<input type="checkbox"/> came	<input type="checkbox"/> please	<input type="checkbox"/> went
<input type="checkbox"/> did	<input type="checkbox"/> pretty	<input type="checkbox"/> what
<input type="checkbox"/> do	<input type="checkbox"/> ran	<input type="checkbox"/> white
<input type="checkbox"/> eat	<input type="checkbox"/> ride	<input type="checkbox"/> who
<input type="checkbox"/> four	<input type="checkbox"/> saw	<input type="checkbox"/> will
<input type="checkbox"/> get	<input type="checkbox"/> say	<input type="checkbox"/> with
<input type="checkbox"/> good	<input type="checkbox"/> she	<input type="checkbox"/> yes
<input type="checkbox"/> have	<input type="checkbox"/> so	
<input type="checkbox"/> he	<input type="checkbox"/> soon	



Name: \_\_\_\_\_ 's




# 1st Grade Sight Word List

<input type="checkbox"/> after	<input type="checkbox"/> has	<input type="checkbox"/> over
<input type="checkbox"/> again	<input type="checkbox"/> her	<input type="checkbox"/> put
<input type="checkbox"/> an	<input type="checkbox"/> him	<input type="checkbox"/> round
<input type="checkbox"/> any	<input type="checkbox"/> his	<input type="checkbox"/> some
<input type="checkbox"/> ask	<input type="checkbox"/> how	<input type="checkbox"/> stop
<input type="checkbox"/> by	<input type="checkbox"/> just	<input type="checkbox"/> take
<input type="checkbox"/> could	<input type="checkbox"/> know	<input type="checkbox"/> thank
<input type="checkbox"/> every	<input type="checkbox"/> let	<input type="checkbox"/> them
<input type="checkbox"/> fly	<input type="checkbox"/> live	<input type="checkbox"/> then
<input type="checkbox"/> from	<input type="checkbox"/> may	<input type="checkbox"/> walk
<input type="checkbox"/> give	<input type="checkbox"/> of	<input type="checkbox"/> were
<input type="checkbox"/> going	<input type="checkbox"/> old	<input type="checkbox"/> when
<input type="checkbox"/> had	<input type="checkbox"/> once	
<input type="checkbox"/> has	<input type="checkbox"/> open	




Name: \_\_\_\_\_



# 2nd Grade Sight Word List

<input type="checkbox"/> always	<input type="checkbox"/> gave	<input type="checkbox"/> these
<input type="checkbox"/> around	<input type="checkbox"/> goes	<input type="checkbox"/> those
<input type="checkbox"/> because	<input type="checkbox"/> green	<input type="checkbox"/> upon
<input type="checkbox"/> been	<input type="checkbox"/> its	<input type="checkbox"/> us
<input type="checkbox"/> before	<input type="checkbox"/> made	<input type="checkbox"/> use
<input type="checkbox"/> best	<input type="checkbox"/> many	<input type="checkbox"/> very
<input type="checkbox"/> both	<input type="checkbox"/> off	<input type="checkbox"/> wash
<input type="checkbox"/> buy	<input type="checkbox"/> or	<input type="checkbox"/> which
<input type="checkbox"/> call	<input type="checkbox"/> pull	<input type="checkbox"/> why
<input type="checkbox"/> cold	<input type="checkbox"/> read	<input type="checkbox"/> wish
<input type="checkbox"/> does	<input type="checkbox"/> right	<input type="checkbox"/> work
<input type="checkbox"/> don't	<input type="checkbox"/> sing	<input type="checkbox"/> would
<input type="checkbox"/> fast	<input type="checkbox"/> sit	<input type="checkbox"/> write
<input type="checkbox"/> first	<input type="checkbox"/> sleep	<input type="checkbox"/> your
<input type="checkbox"/> five	<input type="checkbox"/> tell	
<input type="checkbox"/> found	<input type="checkbox"/> their	

Name: \_\_\_\_\_ 's



# 3rd Grade Sight Word List

<input type="checkbox"/> about	<input type="checkbox"/> grow	<input type="checkbox"/> pick
<input type="checkbox"/> better	<input type="checkbox"/> hold	<input type="checkbox"/> seven
<input type="checkbox"/> bring	<input type="checkbox"/> hot	<input type="checkbox"/> shall
<input type="checkbox"/> carry	<input type="checkbox"/> hurt	<input type="checkbox"/> show
<input type="checkbox"/> clean	<input type="checkbox"/> if	<input type="checkbox"/> six
<input type="checkbox"/> cut	<input type="checkbox"/> keep	<input type="checkbox"/> small
<input type="checkbox"/> done	<input type="checkbox"/> kind	<input type="checkbox"/> start
<input type="checkbox"/> draw	<input type="checkbox"/> laugh	<input type="checkbox"/> ten
<input type="checkbox"/> drink	<input type="checkbox"/> light	<input type="checkbox"/> today
<input type="checkbox"/> eight	<input type="checkbox"/> long	<input type="checkbox"/> together
<input type="checkbox"/> fall	<input type="checkbox"/> much	<input type="checkbox"/> try
<input type="checkbox"/> far	<input type="checkbox"/> never	<input type="checkbox"/> warm
<input type="checkbox"/> full	<input type="checkbox"/> only	
<input type="checkbox"/> got	<input type="checkbox"/> own	

# FREE SIGHT WORD PACKETS

© Annie Moffatt @ The Moffatt Girls 2016

## Terms of Use:

All rights reserved. Purchase of this item entitles the purchaser the right to reproduce the pages in limited quantities for classroom use only. Duplication for an entire school, an entire school system or commercial purposes is strictly forbidden without written permission from the author.

Copying any part of this product and placing it on the internet in any form (even a personal/classroom website) is strictly forbidden and is a violation of the Digital Millennium Copyright Act (DMCA). These items will be located by Google and traced back to the publishing site.

It is my sincere hope that you enjoy this product and find it helpful! If you have any questions regarding this product, please do not hesitate to contact me.

Annie Moffatt

[themoffattgirls@gmail.com](mailto:themoffattgirls@gmail.com)



# Free Sight Word Lists

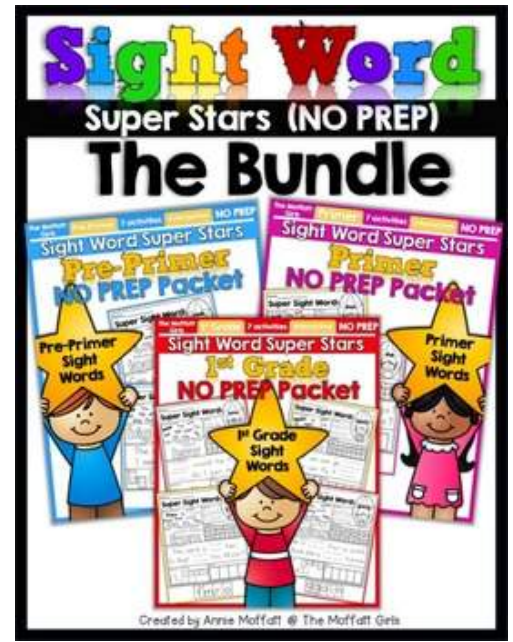

© Annie Moffatt @ The Moffatt Girls 2016

Thank you so much for downloading these free sight words lists from our blog. It is my sincere hope that you enjoy this resource and find it helpful! If you have any questions regarding this product, please do not hesitate to contact me.

Annie Moffatt

[themoffattgirls@gmail.com](mailto:themoffattgirls@gmail.com)

If you are looking for fun ways to teach and reinforce sight words, be sure to check out some of our resources.



Clip art from Whimsy Clips

Visit our at Store:  
[www.shopmoffattgirls.com](http://www.shopmoffattgirls.com)